
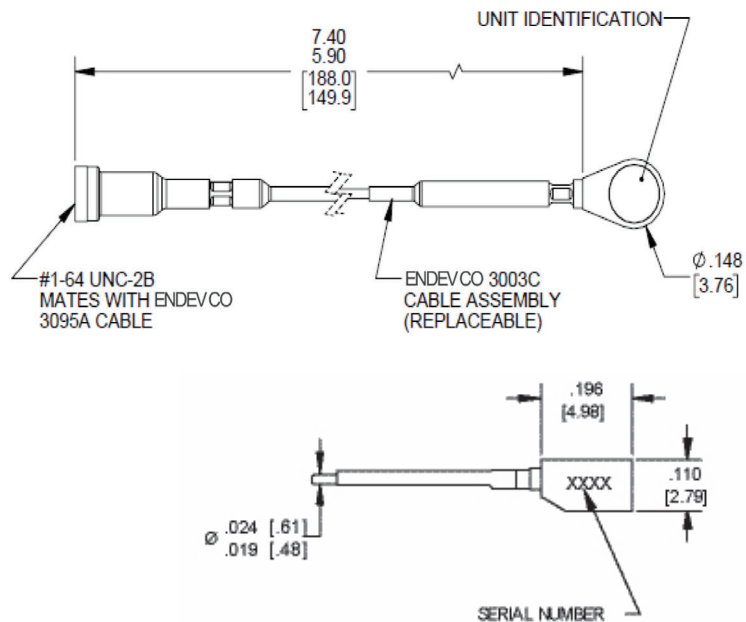


# Miniature piezoelectric accelerometer

## Model 22



STANDARD TOLERANCE  
 INCHES [MILLIMETERS]  
 XX = ± .50 [X = ± 12.7]  
 XXX = ± .010 [XX = ± .25]

### Key features

- Extremely light weight (0.14 gm)
- Adhesive mounting
- Ground isolated
- Scale model, circuit board, disk drive testing

### Description

The Endevco® model 22 is designed specifically for vibration measurement on small objects such as scaled models, circuit boards, and disk drives. Its light weight (0.14 gm) effectively eliminates mass loading effects. The transducer is designed to have reverse polarity with respect to acceleration going into the mounting base. The accelerometer is a self-generating device that requires no external power source for operation.

The model 22 features Endevco's Piezite® type P-8 crystal element, operating in radial shear mode, which exhibits excellent output sensitivity stability over time. Signal ground is isolated from the mounting surface of the unit by a hard anodized surface. Specially designed low-noise coaxial cable is supplied for error-free operation. A tool is included in the shipping case to ensure proper removal of the cable and transducer in the field.

## Miniature piezoelectric accelerometer | Model 22

The following performance specifications conform to ISA-RP-37.2 (1964) and are typical values, referenced at +75°F (+24°C), 4 mA and 100 Hz, unless otherwise noted. Calibration data, traceable to National Institute of Standards and Technology (NIST), is supplied

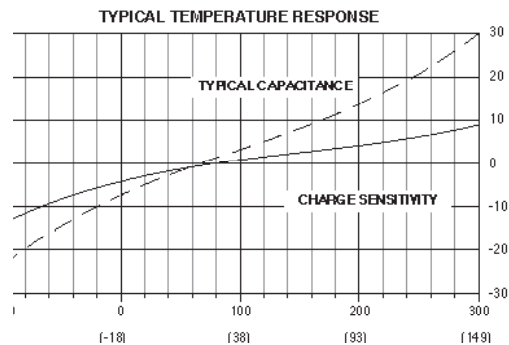
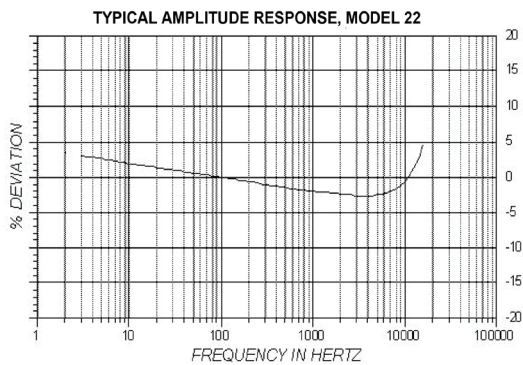
Specifications		
Dynamic characteristics	Units	
Charge sensitivity		
Typical	pC/g	0.40
Minimum	pC/g	0.30
Frequency response		See typical amplitude response
Resonance frequency	kHz	54
Amplitude response [1]		
±5%	Hz	5 to 10 000
±1 dB	Hz	3 to 12 000
Temperature response		See typical curve
Transverse sensitivity	%	≤5
Amplitude linearity		
To 500g	%	1
500 g to 4000 g	%/200g	1
Electrical characteristics		
Output polarity		Acceleration directed into the base of the unit produces negative output
Resistance	GΩ	≥10
Resistance at 300°F	GΩ	≥1
Isolation	GΩ	≥1
Capacitance	pF	290
Including 6 inch model 3003C		
Grounding		Signal ground isolated from mounting surface
Environmental characteristics		
Temperature range		-100°F to +300°F (-73°C to +149°C)
Humidity		Epoxy sealed, non-hermetic
Shock limit [2] [3]	g pk	10 000
Base strain sensitivity	equiv. g pk/μ strain	0.008
Electromagnetic sensitivity	equiv. g rms/gauss	0.0009
Physical characteristics		
Dimensions		
Weight		See outline drawing
Unit only	gm (oz)	0.14 (0.005)
Unit with cable	gm (oz)	0.4 (0.014)
Case material		Aluminum alloy, hard anodized
Cable description [4]		0.019/.024 diameter PFA insulated coaxial cable, 0.003 diameter center conductor, Teflon PFA dielectric
Mounting [5]		Adhesive
Calibration		
Supplied:		
Charge sensitivity	pC/g	
Capacitance including 6 inch replaceable cable	pF	
Capacitance cable	pF	
Transverse sensitivity	%	
Charge frequency response	%	20 Hz to 10 kHz

# Miniature piezoelectric accelerometer | Model 22

Accessories			
Product	Description	22	22-R
32041	Removal wrench	Included	Optional
3095A-120	Cable assembly, 10 ft	Included	Optional
3003C	Cable assembly, attached, 6 inches	Included	Included
32279	Mounting wax	Included	Optional
133	Signal conditioner	Optional	Optional
16246	Sealing compound capsule	Included	Included

## Notes

1. Low-end response of the transducer is a function of its associated electronics.
2. When exposed to high g, and large displacement, the cables must be tied down as close to the accelerometer as possible to prevent cable whip and subsequent cable failure.
3. Short duration shock pulses, such as those generated by metal-to-metal impacts, may excite transducer resonance and cause linearity errors. Send for TP290 for more details.
4. See instruction manual before removing cable assembly.
5. Depending on the dynamic and environmental requirements, adhesives such as petro-wax, hot-melt glue, and cyanoacrylate epoxy (super glue) may be used to mount the accelerometer temporarily to the test structure. Remove epoxy-mounted accelerometers by first softening the epoxy with an appropriate solvent, then twist the unit off with the supplied removal tool. Failure to heed this caution may cause permanent damage to the transducer, which is not covered under warranty.
6. Maintain high levels of precision and accuracy using Endevco's factory calibration services. Call Endevco's inside sales force at 866-ENDEVCO for recommended intervals, pricing and turn-around time for these services as well as for quotations on our standard products.



[www.endevco.com](http://www.endevco.com) | Tel: +1 (866) ENDEVCO [+1 (866) 363-3826] | 10869 NC-903, Halifax, NC 27839 USA

© 2020 PCB Piezotronics of North Carolina, Inc. (doing business as Endevco). In the interest of constant product improvement, specifications are subject to change without notice. PCB®, ICP®, Swiveler®, Modally Tuned®, and IMI® with associated logo are registered trademarks of PCB Piezotronics, Inc. in the United States. ICP® is a registered trademark of PCB Piezotronics Europe GmbH in Germany and other countries. UHT-12TM is a trademark of PCB Piezotronics, Inc. SensorLine<sup>SM</sup> is a servicemark of PCB Piezotronics, Inc. MTS®, MTS Sensors logo, Temposonics®, SWIFT®, R Series V®, TempoLink®, and RefineMe® are registered trademarks of MTS Systems Corporation in the United States. These marks may be registered or otherwise protected in other countries. Endevco® is a registered trademark of PCB Piezotronics of North Carolina, Inc. d/b/a Endevco in the United States.

071520



Endevco is an assumed name of PCB Piezotronics of North Carolina, Inc. and is a designer and manufacturer of sensors, instrumentation, and cables for vibration, shock and pressure measurements, known for innovation of sensor technology for the automotive, aerospace and military markets. Visit [www.endevco.com](http://www.endevco.com) for more information. PCB Piezotronics of North Carolina, Inc. (doing business as Endevco) is a wholly owned subsidiary of PCB Piezotronics, Inc. PCB Piezotronics, Inc. is a designer and manufacturer of microphones, and vibration, pressure, force, torque, load, and strain sensors, as well as the pioneer of ICP® technology used by design engineers and predictive maintenance professionals worldwide for test, measurement, monitoring, and control requirements in automotive, aerospace, industrial, R&D, military, educational, commercial, and OEM applications. PCB also manufactures the Endevco product line of sensors, instrumentation and cables for vibration, shock and pressure measurements. With a worldwide customer support team, 24-hour SensorLine<sup>SM</sup>, and a global distribution network, PCB® is committed to Total Customer Satisfaction. Visit [www.pcb.com](http://www.pcb.com) for more information. PCB Piezotronics, Inc. is a wholly owned subsidiary of MTS Systems Corporation. Additional information on MTS can be found at [www.mts.com](http://www.mts.com).