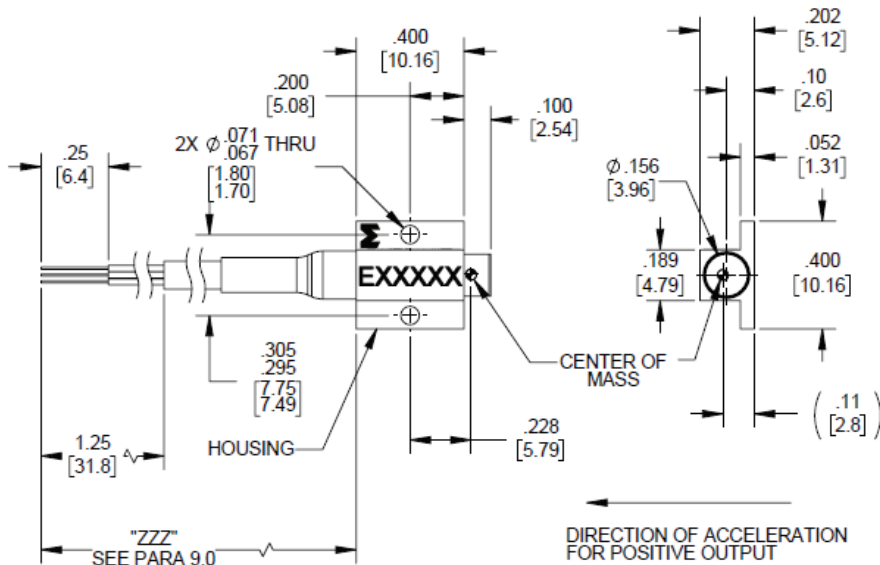


Piezoresistive accelerometer

Model 726CH



Key features

- High sensitivity 600mV FSO
- Multi-mode damping
- DC response and wide bandwidth
- Mechanical stops
- In-dummy application
- SAE J211/J2570 compliant

Description

Model 726CH is a very low mass accelerometer weighing only 1.4 grams. This accelerometer is designed for automotive safety testing applications that require, broad frequency response, and minimum zero shift following the event. Model 726CH utilizes a unique and advanced micro-machined piezoresistive sensor, which includes multi-mode damping for exceptional bandwidth with no significant resonance response in the usable range. This monolithic sensor incorporates the latest MEMS technology for ruggedness, stability and reliability over previous designs. With a frequency response extending down to dc (steady state acceleration), this accelerometer is ideal for measuring long duration transient shocks.

726CH has a full scale range of 2000 g and gas damping. It is available with less than 1% transverse sensitivity and less than ± 25 mV Zero Measurand Output as the "TZ" option. 726CH comes standard with calibration data for 2V, 5V and 10V excitation. US patent 6,988,412 applies.

Piezoresistive accelerometer | Model 726CH

All specifications are referenced at +75°F (+24°C) and 10 Vdc, unless otherwise noted. Sensitivity and zero measureand offset are provided at 2V, 5V and 10V excitation. Calibration data, traceable to National Institute of Standards and Technology (NIST), is supplied.

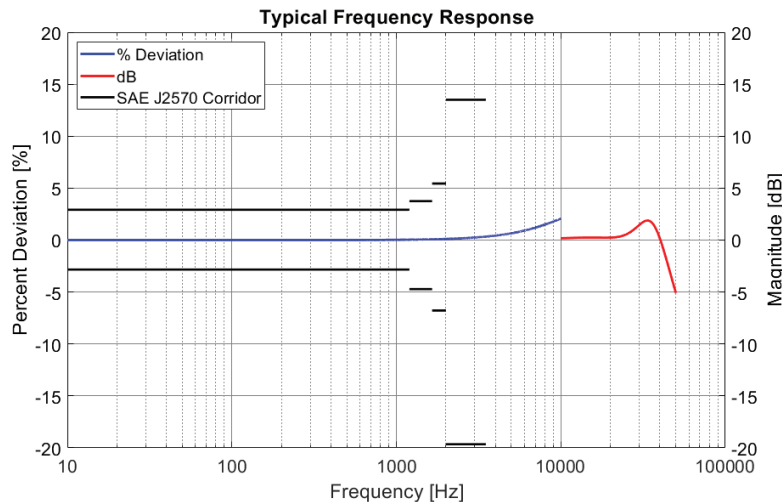
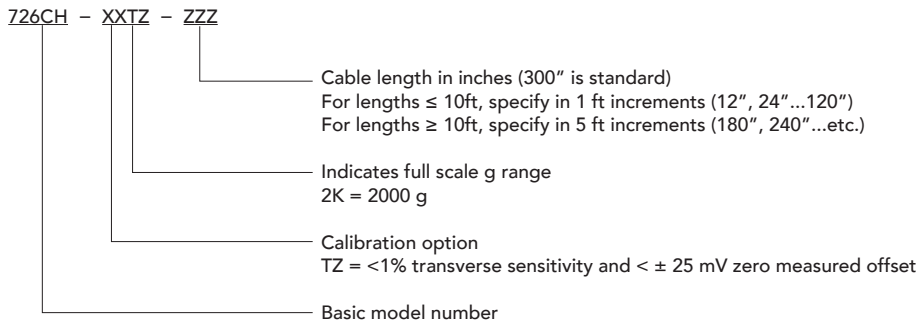
Specifications		
Dynamic characteristics	Units	-2K
Range	g	± 2000
Sensitivity (at 100Hz and 10g)		
Minimum/Nominal/Maximum	mV/V/g	.015 / .030 / .060
Frequency response (Referenced to 100 Hz)		
± 5% maximum	Hz	0 to 5000
Non-linearity	%	±1
Zero measurand output	mV	±50 maximum, ±25 optional
Transverse sensitivity	% max	3 (1 optional)
Resonance Frequency	Hz	25,000
Thermal zero shift		
0° to 50°C	%FSO/°C	0.04
32° to 122°F	%FSO/°C	0.02
Thermal sensitivity shift		
10° to 30°C	%/°C	0.2
50° to 86°F	%/°F	0.1
Electrical characteristics		
Warm-up time	min	2
Excitation	Vdc	2.0, 5.0, 10.0
Resistance	ohms	6,500 +/- 2,000
Insulation resistance	Mohms	100 min @ 50 Vdc
Residual Noise [1]	uV RMS	<10
Physical characteristics		
Case material		Hard anodized aluminum alloy, color black
Electrical connections		Integral 4 conductor, # 32 AWG Teflon insulated leads, shielded with white polyurethane jacket.
Mounting torque		2.6 in-lbf (0.29 N.m) recommended/3.0 in-lbf (0.34 N.m) maximum
Weight		0.05 oz (1.4 gm); cable 0.1 oz/ft (9 gm/m), typical
Environmental		
Acceleration limits		
Shock (half-sine pulse duration)		10000 g, 80 µsec or longer
Temperature		
Operating		- 40 to +100°C (-40 to +212°F)
Storage		Room temperature
Humidity		IP65

Piezoresistive accelerometer | Model 726CH

Accessories		
Options	Description	726CH
EHM35	Allen wrench	Included
EHW196	Size-0 flat washers (x2)	Included
EH828	0-8 x3/16 inch socket head cap screw (x2)	Included
7953A	Triaxial mounting block	Optional

Notes

- Theoretical noise floor measured using a low-noise Op-amp. In practice, noise performance is dominated by the characteristics of the interfacing bridge amplifier.
- Maintain high levels of precision and accuracy using Endevco's factory calibration services. Call Endevco's inside sales force at 866-ENDEVCO for recommended intervals, pricing and turn-around time for these services as well as for quotations on our standard products.
- Model number definition:



www.endevco.com | Tel: +1 (866) ENDEVCO [+1 (866) 363-3826] | 10869 NC-903, Halifax, NC 27839 USA

© 2020 PCB Piezotronics of North Carolina, Inc. (doing business as Endevco). In the interest of constant product improvement, specifications are subject to change without notice. PCB®, ICP®, Swiveler®, Modally Tuned®, and IMI® with associated logo are registered trademarks of PCB Piezotronics, Inc. in the United States. ICP® is a registered trademark of PCB Piezotronics Europe GmbH in Germany and other countries. UHT-12TM is a trademark of PCB Piezotronics, Inc. SensorLineSM is a servicemark of PCB Piezotronics, Inc. MTS®, MTS Sensors logo, Temposonics®, SWIFT®, R Series V®, TempoLink®, and RefineMe® are registered trademarks of MTS Systems Corporation in the United States. These marks may be registered or otherwise protected in other countries. Endevco® is a registered trademark of PCB Piezotronics of North Carolina, Inc. d/b/a Endevco in the United States.

EDV-DS-726CH-120220



Endevco is an assumed name of PCB Piezotronics of North Carolina, Inc. and is a designer and manufacturer of sensors, instrumentation, and cables for vibration, shock and pressure measurements, known for innovation of sensor technology for the automotive, aerospace and military markets. Visit www.endevco.com for more information. PCB Piezotronics of North Carolina, Inc. (doing business as Endevco) is a wholly owned subsidiary of PCB Piezotronics, Inc. PCB Piezotronics, Inc. is a designer and manufacturer of microphones, and vibration, pressure, force, torque, load, and strain sensors, as well as the pioneer of ICP® technology used by design engineers and predictive maintenance professionals worldwide for test, measurement, monitoring, and control requirements in automotive, aerospace, industrial, R&D, military, educational, commercial, and OEM applications. PCB also manufactures the Endevco product line of sensors, instrumentation and cables for vibration, shock and pressure measurements. With a worldwide customer support team, 24-hour SensorLineSM, and a global distribution network, PCB® is committed to Total Customer Satisfaction. Visit www.pcb.com for more information. PCB Piezotronics, Inc. is a wholly owned subsidiary of MTS Systems Corporation. Additional information on MTS can be found at www.mts.com.