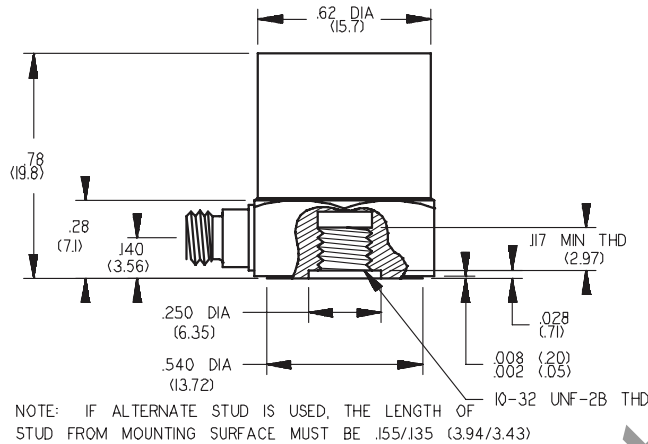


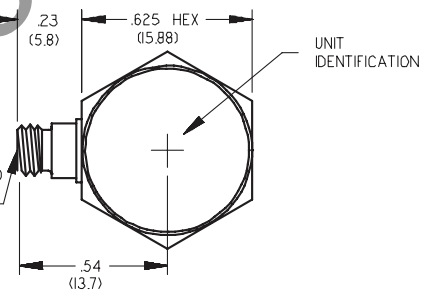
Piezoelectric accelerometer

Model 2272



STANDARD INCHES	TOLERANCE (MILLIMETERS)
.XX = +/- .03	(.X = +/- .8)
.XXX = +/- .010	(.XX = +/- .25)

MATES WITH ENDEVCO 8000 SERIES CABLES WITH 10-32 UNF-2B CONNECTOR



Key features

- Long term stability
- Hermetically sealed
- Operational to -452°F (-269°C)
- Requires no external power
- Vibration measurement at extreme temperature

Description

The Endevco® model 2272 is a piezoelectric accelerometer designed specifically for vibration measurement at temperature extremes. The unit is hermetically sealed for use in harsh environments and features long term stability. Its unique sensing elements offer an unusually flat temperature response over a broad range. The accelerometer is a self-generating device that requires no external power source for operation.

The model 2272 operates in compression mode and exhibits excellent output sensitivity stability over time. Signal ground is connected to the outer case of the unit. When used with an isolated mounting stud, the accelerometer is electrically isolated from ground. The accelerometer features a 10-32 UNF-2A side-connector. A low-noise coaxial cable is supplied for error-free operation.

Endevco signal conditioner models 133, 2775B, 2771C, 6634C or Oasis 2000 computer-controlled 4990A-X system are recommended for use with this high impedance accelerometer with cards 428 and/or 433.

Piezoelectric accelerometer | Model 2272

The following performance specifications conform to ISA-RP-37.2 (1964) and are typical values, referenced at +75°F (+24°C) and 100 Hz, unless otherwise noted. Calibration data, traceable to National Institute of Standards and Technology (NIST), is supplied.

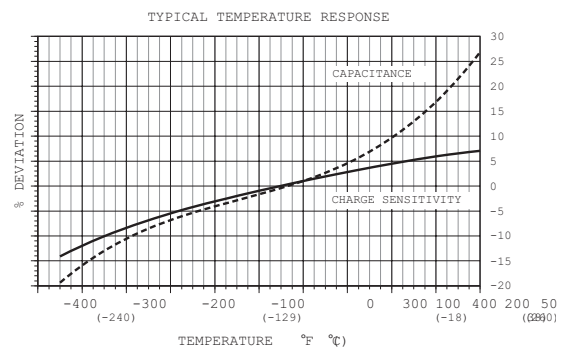
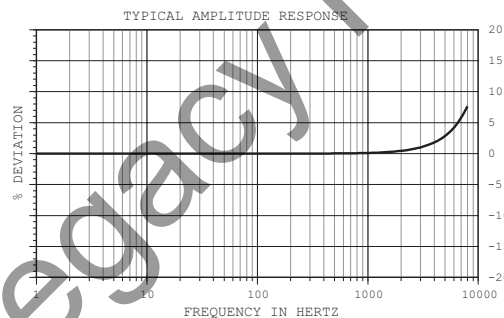
Specifications		
Dynamic characteristics	Units	Value
Charge sensitivity		
Typical	pC/g	13
Minimum	pC/g	10.4
Frequency response		See typical amplitude response
Resonance frequency, typical	kHz	30
Minimum	kHz	28
Amplitude response [1]		
±5%	Hz	1 to 5000
±1dB (ref.)	Hz	1 to 9000
Temperature response [3]		See typical curve
Transverse sensitivity	%	≤ 3
Amplitude linearity		
Per 1000 g, 0 to 2000 g	%	1
Electrical characteristics		
Output polarity		Acceleration directed into the base of the unit produces positive output
Resistance	GΩ	≥ 10
at +500°F (+260°C)	MΩ	≥ 100
Capacitance	pF	2700
Grounding		Signal ground connected to case
Environmental characteristics		
Temperature range		-452°F to +500°F (-269°C to +260°C)
Humidity		Hermetically sealed
Sinusoidal vibration	g pk	1000
Shock limit [2]	g pk	2000
Base strain sensitivity	equiv. g pk/μ strain	0.04
Thermal transient sensitivity	equiv. g pk/°F (°C)	0.08 (0.144)
Electromagnetic sensitivity	equiv. g rms/gauss	0.0002
Acoustic sensitivity at 140 dB SPL	equiv. g	0.001
at 170 dB SPL	equiv. g	0.03
Pressure		
Low frequency up to 1000 Hz	equiv. g/psi	0.01
Salt spray		Will meet MIL-E-5272 with potted connector
Physical characteristics		
Dimensions		
Weight		
Case material		
Connector		
Mounting torque		
Calibration data		
Supplied:		
Charge sensitivity	pC/g	
Capacitance	pF	
Maximum transverse sensitivity	%	
Charge frequency response	%	20 Hz to 5000 Hz
	dB	5000 Hz thru resonance

Piezoelectric accelerometer | Model 2272

Accessories		
Product	Description	
2981-12	Mounting stud, 10-32, Hex I.D.	Included
3090C-120	Cable assembly, 10 ft	Included
EHM464	Hex key wrench	Included
2981-3	Mounting stud 10-32 adapter	Optional
133	Signal conditioner	Optional
2771C	In-line charge converter IEPE powered	Optional
2775B	Signal conditioner	Optional
6634C	Signal conditioner	Optional
4990A-X	OASIS 2000 computer-controlled system with 428 and/or 433	Optional
CS330	Calibration cryogenic temperature response	Optional

Notes

1. Low-end response of the transducer is a function of its associated electronics.
2. Short duration shock pulses, such as those generated by metal-to-metal impacts, may excite transducer resonance and cause linearity errors. Request the TP290 for more details.
3. Exposure to rapid temperature changes greater than 100°F (38°C) per minute may cause the device to produce spurious high frequency discharges for several minutes.
4. Maintain high levels of precision and accuracy using Endevco's factory calibration services. Call Endevco's inside sales force at 866-ENDEVCO for recommended intervals, pricing and turn-around time for these services as well as for quotations on our standard products.



www.endevco.com | Tel: +1 (866) ENDEVCO [+1 (866) 363-3826] | 10869 NC-903, Halifax, NC 27839 USA

© 2020 PCB Piezotronics of North Carolina, Inc. (doing business as Endevco). In the interest of constant product improvement, specifications are subject to change without notice. PCB®, ICP®, Swiveler®, Modally Tuned®, and IMI® with associated logo are registered trademarks of PCB Piezotronics, Inc. in the United States. ICP® is a registered trademark of PCB Piezotronics Europe GmbH in Germany and other countries. UHT-12TM is a trademark of PCB Piezotronics, Inc. SensorLine™ is a servicemark of PCB Piezotronics, Inc. MTS®, MTS Sensors logo, Temposonics®, SWIFT®, R Series V®, TempoLink®, and RefineMe® are registered trademarks of MTS Systems Corporation in the United States. These marks may be registered or otherwise protected in other countries. Endevco® is a registered trademark of PCB Piezotronics of North Carolina, Inc. d/b/a Endevco in the United States.

033120



Endevco is an assumed name of PCB Piezotronics of North Carolina, Inc. and is a designer and manufacturer of sensors, instrumentation, and cables for vibration, shock and pressure measurements, known for innovation of sensor technology for the automotive, aerospace and military markets. Visit www.endevco.com for more information. PCB Piezotronics of North Carolina, Inc. (doing business as Endevco) is a wholly owned subsidiary of PCB Piezotronics, Inc. PCB Piezotronics, Inc. is a designer and manufacturer of microphones, and vibration, pressure, force, torque, load, and strain sensors, as well as the pioneer of ICP® technology used by design engineers and predictive maintenance professionals worldwide for test, measurement, monitoring, and control requirements in automotive, aerospace, industrial, R&D, military, educational, commercial, and OEM applications. PCB also manufactures the Endevco product line of sensors, instrumentation and cables for vibration, shock and pressure measurements. With a worldwide customer support team, 24-hour SensorLine™, and a global distribution network, PCB® is committed to Total Customer Satisfaction. Visit www.pcb.com for more information. PCB Piezotronics, Inc. is a wholly owned subsidiary of MTS Systems Corporation. Additional information on MTS can be found at www.mts.com.